

FOR LEASE



FOR LEASE

BIOMEDICAL PARTNERSHIP CENTER


1001 William Moore Drive, Raleigh, NC



BIOMEDICAL PARTNERSHIP CENTER AT NCSU

The Biomedical Partnership Center is a 44,500 SF two-story, brick and glass building with approximately 2,435 SF of Class A flex office/lab space available. Easy access from Interstates 40 and 440, Highway 54, and RDU International Airport. Located at the corner of Blue Ridge Road and Hillsborough Street, this building occupies a portion of North Carolina State University's 250-acre Centennial Biomedical Campus, home of one of the top-ranked veterinary schools in the nation. Tenants enjoy special affiliate privileges with NC State. Participate in ongoing research and collaboration opportunities with every college and department at the partnering university. Base building mechanical, plumbing, and electrical systems are designed for up to 75% wet labs.

Walk Score[®]

 **29** **CAR-DEPENDENT**
Most errands require a car.

 **42** **SOME TRANSIT**
A few nearby public transportation options.

 **48** **SOMEWHAT BIKEABLE**
Biking is convenient for some trips.



BIOMEDICAL PARTNERSHIP CENTER

1001 William Moore Drive, Raleigh, NC 27607

PROPERTY TYPE	Office
BUILDING SIZE	44,500 SF
LEASING RATE	\$31.50/SF
LEASE TYPE	NNN
YEAR BUILT	2017
COUNTY	Wake
LOCATION	Raleigh, NC
FLOORS	2



BRET MULLER
BMuller@CapitalAssociates.com
919.523.4200

WES JOHNSON
WJohnson@CapitalAssociates.com
919.4224853



BIOMEDICAL PARTNERSHIP CENTER

1001 William Moore Drive, Raleigh, NC 27607

OPPORTUNITIES FOR ACCESS TO WORLD-CLASS RESEARCH AND ACADEMIC UNITS

- Convenient to I-40 and RDU International Airport.
- Ongoing research and collaborative opportunities with more than 75 departments and institutes.
- Leaders in: Biological Barriers; Comparative Genetics; Regenerative Medicine; Neurobiology; and Infectious Diseases.
- Direct access to undergraduate and graduate student population.
- Access to state-of-the-art laboratories, equipment, instrumentation and analytics.
- Ground breaking animal, human health and biomedical research.
- Part of Centennial Campus, a proven national model for public-private research campuses.
- Ongoing partnership and liaison services with the Centennial Campus Partnership Office, and with numerous corporate and governmental partners.
- NC State has a student enrollment of approximately 34,000 with over 2,300 faculty members.
- Part of the greater Triangle academic environment, including major research universities UNC-Chapel Hill and Duke University.

BRET MULLER

BMuller@CapitalAssociates.com
919.523.4200

WES JOHNSON

WJohnson@CapitalAssociates.com
919.422.4853



**World-Class
Research
Opportunities**

DURHAM & RESEARCH TRIANGLE PARK

Raleigh-Durham International Airport




Biomedical Partnership Center



BIOMEDICAL PARTNERSHIP CENTER



RALEIGH DURHAM INTERNATIONAL AIRPORT



NORTH CAROLINA STATE UNIVERSITY



MAJOR TOWNS/CITIES



I-40 / I-440 INNER BELTLINE



PNC ARENA | CARTER-FINLEY STADIUM



WILLIAM B. UMSTEAD STATE PARK

RTP - 12 MILES
DURHAM - 19 MILES

CARY

RALEIGH

POINTS OF INTEREST - DRIVING DISTANCES

- RALEIGH/DURHAM INTERNATIONAL AIRPORT- 10 minutes
- DOWNTOWN RALEIGH- 12 minutes
- PNC ARENA / CARTER FINLEY STADIUM- 3 minutes
- WILLIAM B. UMSTEAD PARK- 5 minutes
- I-40 / I-440 INNER BELTLINE- 1 minute



Wade Avenue

Blue Ridge Road

Biomedical Partnership Center @ NCSU

Hillsborough Street

Blue Ridge Road

NCSU College of Vet. Med.

CVM

CVM

CVM

NCSU Faculty Club

I-440

MEREDITH COLLEGE

Biomedical Partnership Center

- = Biomedical Partnership Ctr.
- = Proposed
- = Existing

BIOMEDICAL PARTNERSHIP CENTER

1001 William Moore Drive, Raleigh, NC 27607

Building Shell Components

General - The basic building configuration is as follows:


- Two level shell lab building on the North Carolina State University Centennial Biomedical Campus.
- Total building area is approximately 44,500 rentable SF.
- The building is intended to house wet laboratory space for general research use by private companies and NCSU.
- High hazard, bio safety or clean room labs are not anticipated. Labs will be BSC II Classification (maximum hazard).
- This information is based on an assumed ratio of 70-75% lab and 25-30% general office space.
- For a complete statement of the building mechanical and electrical systems, please contact Bret Muller at bmuller@capitalassociates.com.

BRET MULLER

BMuller@CapitalAssociates.com
919.523.4200

WES JOHNSON

WJohnson@CapitalAssociates.com
919.4224853



BIOMEDICAL PARTNERSHIP CENTER

1001 William Moore Drive, Raleigh, NC 27607

Amenities and Special Affiliate Privileges at NC State University

- Access to NC State libraries, gym, pool, and shared conference space.
- Memberships available in the State Club and the neighboring University Club.
- Executive conference center and hotel (coming soon).
- Scheduled campus-wide programs for employees, such as the Lunch and Learn series, Focus on Fitness activities, Executive Breakfast Club, and Health Works! program.
- Free bus transportation around campus and throughout the Triangle.
- 18-hole championship golf course.
- 75-acre lake with fishing pier and non-motorized boat launch.
- Multi-purpose walking paths throughout campus.
- Discounts to athletic, cultural, and arts events and the McKimmon Continuing Education Center.
- And much more! For a complete list visit, <https://centennial.ncsu.edu/partner-portal/privileges.php>.

BRET MULLER

BMuller@CapitalAssociates.com
919.523.4200

WES JOHNSON


WJohnson@CapitalAssociates.com
919.4224853





Building infrastructure allows for up to BSL2 designation in lab spaces.





Efficient common areas with independent tenant suites.

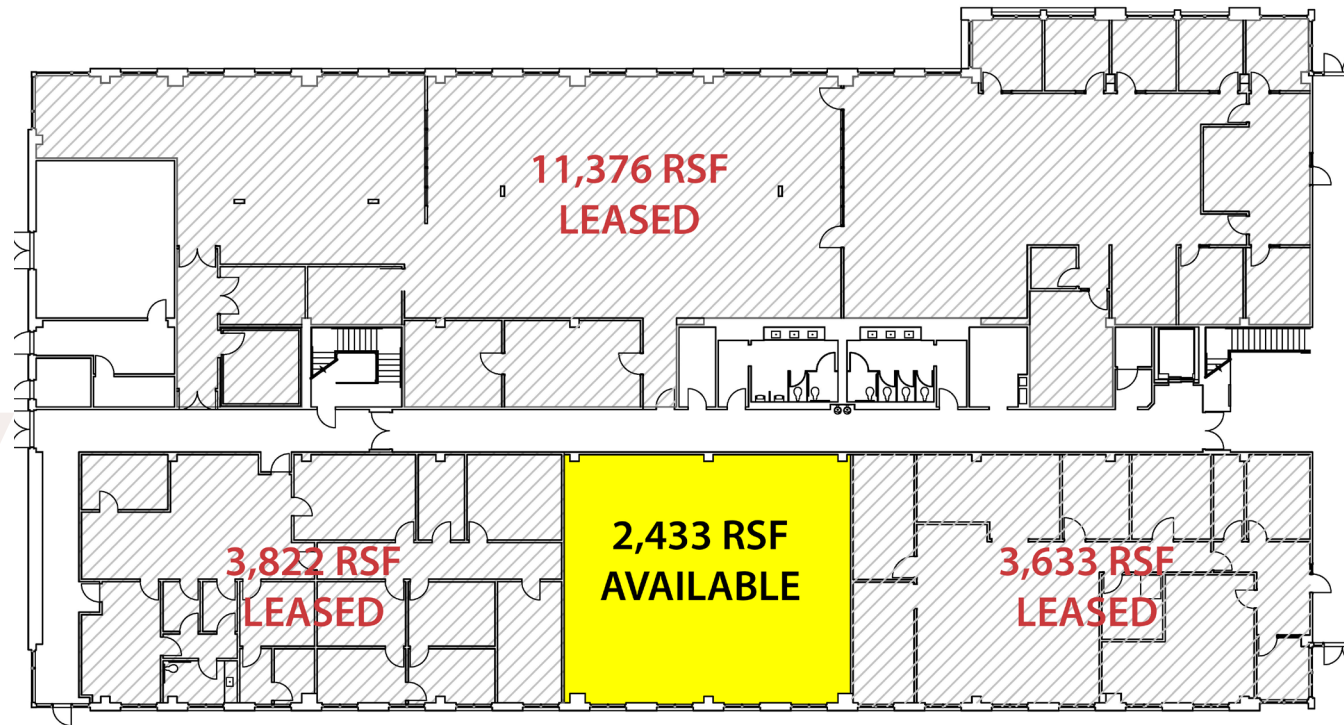
BIOMEDICAL PARTNERSHIP CENTER

1001 William Moore Drive, Raleigh, NC 27607

AVAILABLE

First Floor

2,433 SF



CAPITAL ASSOCIATES.

BRET MULLER

BMuller@CapitalAssociates.com

919.523.4200

WES JOHNSON

WJohnson@CapitalAssociates.com

919.422.4853